

KM-2530



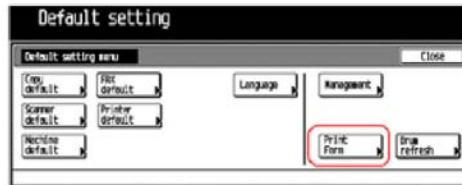
The KM-2530, KM-3530 and KM-4030 copiers use a **mechanical counter** located on the right hand side of the copier. Your meter reading is taken directly from this counter.

You can also print a **Counter Report** providing information on the number pages printed and the average toner density. To print out this report please follow the steps below;

STEP 1 Press the * / **Default Setting** key on the control panel. The Default Setting menu will appear on the main LCD display.




STEP 2 Print Form key on the touch screen.



STEP 3 Enter your Administrator Code

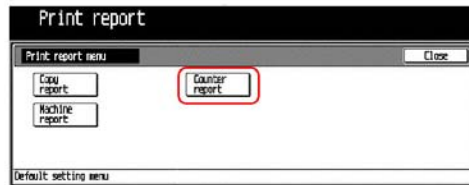
"2500" for the KM-2530
"3500" for the KM-3530
"4000" for the KM-4030



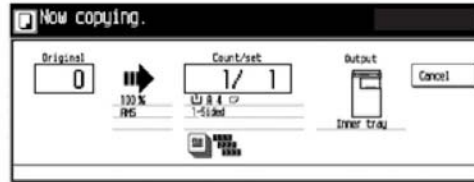
NB: These are the

*default values but
may have been
changed by the Key
Operator /
Administrator.*

STEP 4 Press the **Counter Report** key on the touch screen in the Print Report Menu.



The message "Now Copying" will appear and the report will be printed out.



STEP 5 Press the **CLOSE** key on the touch screen to return to the "Default Settings" menu. Press the **CLOSE** key again to return to normal COPY mode.